



駿峰綫路有限公司

JF Circuits Limited

Company Background

- Established in 2004
- In charged by printed circuits boards (PCB) & PCB assembly (PCBA) experienced staffs
- Export & domestic sales of PCB, PCBA, PCB production required materials, metal & plastic parts & electronics components.





Why Purchase Through JF Circuits ?

We committed to provide value to our customers at every stage from enquiry to delivery.

- Quality control
- Competitive price
- Wide variety of products
- Professional technical advice
- Flexible orders
- On time delivery
- Quick turn sample
- Minimal language barriers

Rigid PCB

- **Layer Counts**

Single sided, Double sided, Multi layers (4L – 12L)

- **Copper Thickness**

12um (1/3oz) - 210um (6oz)

- **Board Thickness**

0.20mm (0.008 in) - 6.0mm (0.236 in)


- **Base Material**

S/S : XPC, CEM1, CEM3, FR1, FR4

D/S : CEM3, FR4



ML : FR4

Others : High TG, BT, Rogers, Halogen free




Rigid PCB – Options

- **Min. Hole Size** : 0.10 mm(0.004 in)
- **Min. Line Width/Spacing** : 0.08/0.08 mm(0.003/0.003 in)
- **Min. SMT Pitch** : 0.25 mm(0.010 in)
- **Min. Land Diameter** : 0.25 mm(0.010 in)
- **Different colour of solder mask** →
- **Surface Finishing** :
HASL (Sn/Pb) & Leadfree HASL,
Immersion Silver , Immersion Tin,
ENIG, Flash Gold, OSP, Carbon ink,
Gold fingers & Selective gold plating
- **Blue peelable mask** →
- **Impedance Control**



Rigid PCB – Others

- 14 to 20 layers PCB
- Fine pitch 0.05 mm (2 mils) line width / spacing
- Blind / buried vias by sequential build-up / laser drilling
- Micro-via / HDI by laser drilling
- Tailor-made



T=3.20mm (2 cores,
0.25mm+No-flow PP+2.90mm,
+ Flash gold + Selective gold)

PCB - Others


■ Metal Base Circuits Board

Aluminium Base

Copper Base

Ferrum Base


Stainless Steel Base



■ Masslam


Semi-finished multi-layer boards

Rigid-Flexible PC



■ 4L : 2L Rigid + 2L Flexible

■ 8L : 4L Rigid + 4L Flexible



Flexible PC



- **Base Material (Polyimide)**
12.5, 25, 50 um(0.5, 1.0, 2.0 mils)
- **Copper Clad**
18, 35 um (0.5, 1 oz)
- **Min. Line Width / Spacing**
0.08 / 0.08 mm (3 / 3 mils)
- **Min. Hole Size**
0.3 mm (0.012 in)
- **Surface Finishing**
OSP, Flash gold, ENIG, Immersion Tin



Printed Circuits Boards Assembly


As your manufacturing arm,
we provide :

- Both OEM & ODM services
- Engineering expertise from an idea to finished products
- Different encapsulation technology and capability : SMT, COB & DIP
- One-stop solution from sourcing of components, manufacturing to shipping



PCB Materials

- FR4, CEM1, Prepreg
- Woodfibre/Melamine Backup Board
- Aluminium Foil/Phenolic Entry Board
- Drill Bit, Slot Drill, Router Bit
- Photo Plotter & Photoresist Film
- Soldermask, Component & Resist Ink
- Metal Furniture
- Consumable Items
 - Pins
 - Filters
 - Plastic Items
 - Dustless Series
 - Adhesive Films
 - Laboratory Things
 - Equipment Accessories



Others



Parts

- Metal Parts
- Plastic Parts
- Assembled Casings

Components

- LED
- Cable
- Relay
- Battery
- Keypad
- Transformer





Audited Partners–Quality Assurance

All partners have :

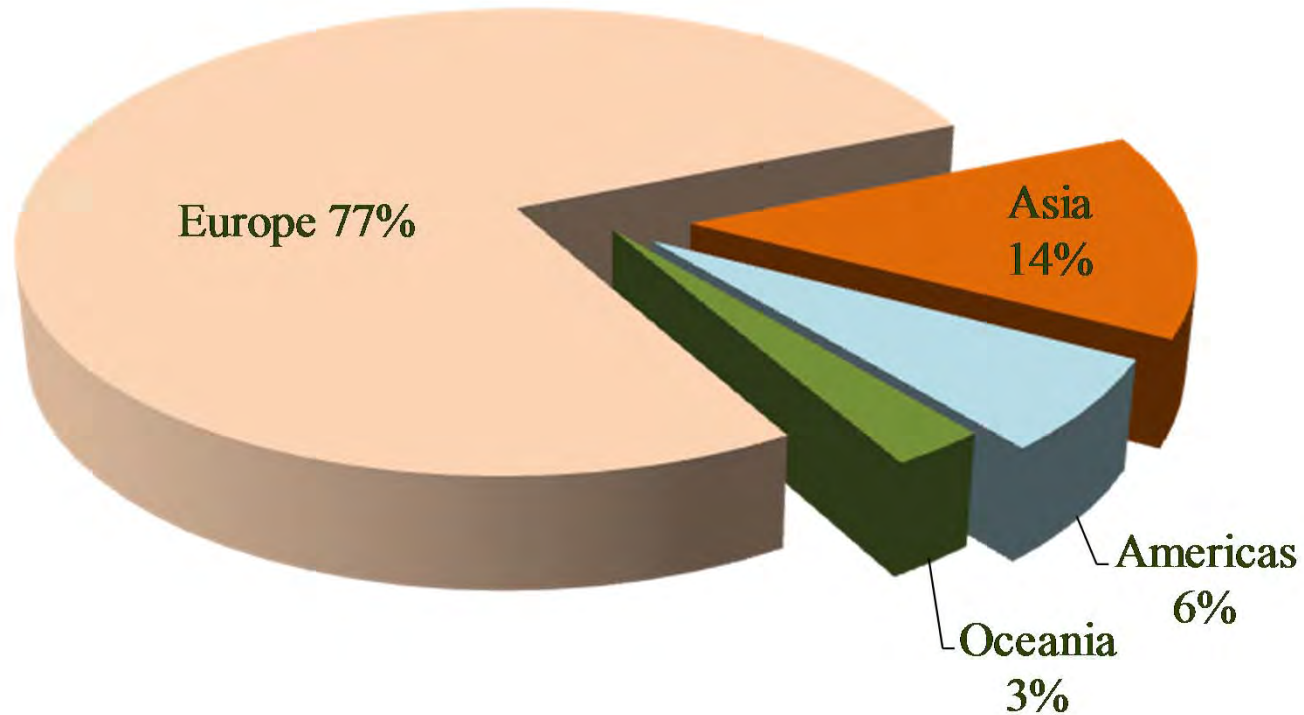
- UL
- ISO9000
- IPC Standard
- SPC

Available partners have :

- TS16949
- ISO14000
- IECQ QC080000
- OHSAS18001

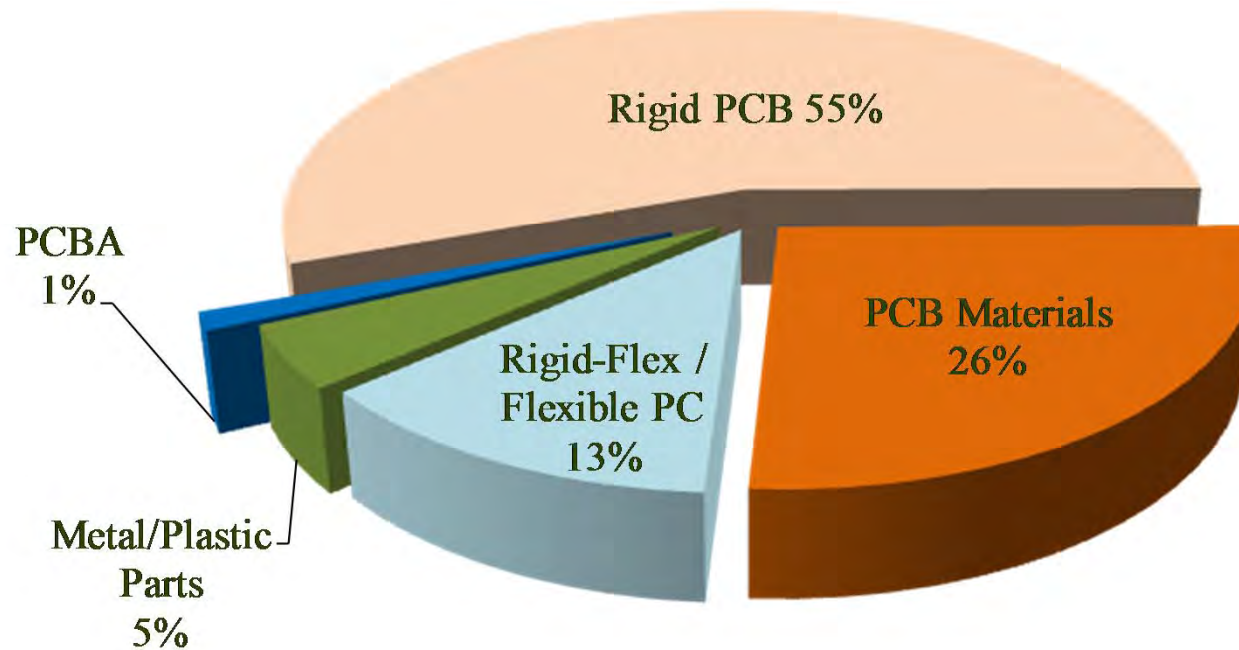
Geographic Distribution

Fiscal Year 2014-15



Products Mix

Fiscal Year 2014-15





Contact

Tel : (852) 3113 3088
Fax : (852) 3113 3090
Email : info@jfcircuits.com
Website : www.jfcircuits.com
Address : Unit A, 10/F,
Continental Electric Building,
17 Wang Chiu Road,
Kowloon Bay,
Kowloon, Hong Kong.

JF Circuits Limited
** your total PCB solution **

Updated : April 2015